


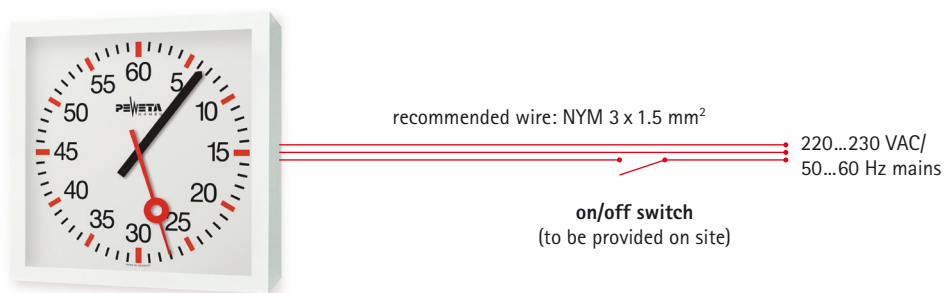
Wiring Diagrams

Type series 431


41.431.611



42.431.611



71.431.611



Example shows 2 pcs. 71.431.611 with control unit 10.430.100